

OUR COUNTRY HOME

FALL 2022



At home
in the kitchen


RIVER REPORTER^{COM}

Quality, professional fencing at affordable prices

Commercial • Residential • Industrial



Swimming Pool Enclosures • Electric Gate Openers
Landscape Enhancement • Custom Wood • Vinyl
Chain Link • Wrought Iron • Decorative Aluminum • Railing
Protect Your Children and Animals



Otisville, NY • www.ketchamfence.com **845.386.1161**

Jesse G's Nursery

LANDSCAPE & OUTDOOR LIVING SPACES



JesseGsNursery.com • 914.443.5802

CONTEMPORARY & RUSTIC CHARM DESIGNS

bluestone work • patios & terraces
privacy screens • out-buildings • water gardens & ponds



Keep warm this winter with our selection of winter clothing and accessories.

Plus a full line of Heating Supplies including
Kerosene Heaters • Infrared Heaters
Propane Heaters • Electric Heaters
Wood Stove Necessities • Bag Coal
Firewood • Firestarters

And Wood Pellets
starting at only \$290/ton



30 Viaduct Road,
Callicoon, NY
845-887-5100

Fax: 845-887-4917
Mon – Fri 8am-6pm,
Sat 8-5, Sun 8-4

CONTENTS

Love to cook?.....page 5

By JANE ANDERSON

Design ideas to refresh your kitchen..... page 11

By BARBARA WINFIELD

Contrasting kitchens, from dismal to delightful..... page 15

By JUDE WATERSTON

Lasagna by Dad..... page 17

By HUNTER HILL

Kitchen trends: an interview with Rachel Acevedo..... page 19

By AMANDA MCCORMICK

Fill your home with comforting color..... page 23

By HGTV HOME BY SHERWIN-WILLIAMS

On the cover:

Photo by Gabe Zimmer, Catskill Image; used with permission.
This lovely Narrowsburg home offers both an indoor and outdoor kitchen.



RR photo by Jane Anderson

This apple pie was baked by my youngest last year, when he was studying culinary arts in high school. Now he's a college freshman, studying auto mechanics—but he still loves to cook.

Editor's letter:

Dear Readers,

After a lively summer and a fantastic fall, it's chilly again. Now's the time to cozy up inside (but do get outside, at least a little bit every day. The fresh air will do you good!). On those days when you just cannot get warm enough, a trick I use—if I have time—is to escape into my kitchen and cook or bake something. Moving around the kitchen takes my mind off how drafty and cold my house tends to be, and the resultant warmth from the stove or oven just toasts me right up.

This issue of Our Country Home spotlights the kitchen with stories that focus on the heart of the home. Jude Waterston contrasts the tiny kitchen in her first apartment to the generous one she's now blessed to use. And her stuffed eggplant recipe is a great way to warm up your own kitchen. To warm up your insides and create family memories, check out Hunter Hill's recipe for lasagna.

Barbara Winfield shares tips on how to refresh the look of your kitchen if you don't have the budget for a total renovation (hint: paint, hardware and lighting are all relatively affordable fixes). Then again, if you do have the means and the motivation for a remodel, Amanda McCormick shares her interview with designer Rachel Acevedo, touching on all the latest trends in kitchen design.

If you want inspiration, check out the story on 21 Aspen Way, a house right here in Narrowsburg, NY, that has not only a killer indoor kitchen, but a fabulous outdoor one as well!

Churning out family favorites to feed your crew, while keeping toasty by the stove: That's probably the best part of the colder seasons. So grab a hot beverage, thumb through this issue, and get cooking!

All the best,
Jane Anderson

RIVER REPORTER.com

Our Country Home, a special publication of the River Reporter, is published by Stuart Communications, Inc.
Entire contents ©2022 by Stuart Communications, Inc.
Additional content available at www.riverreporter.com

Mailing Address:
PO Box 150, Narrowsburg, NY 12764
Phone: 845/252-7414 • Fax: 845/252-3298

Have a comment or idea for the magazine?
Contact: Annemarie Schuetz at 845/252-7414, ext. 129
or copyeditor@riverreporter.com

Publisher: Rev. Laurie Stuart
Section Editor: Jane Anderson
Production Manager: Amanda Reed

Ad Sales Associates:

Barbara Winfield, ext. 121, barbara@riverreporter.com
Leanna Ballester, leanna@riverreporter.com

Sales Administrative Assistant:

Kathlyn Leggio ext. 134: sales@riverreporter.com

If you would like copies for your place of business:

Contact: Roger at 845/252-7414, ext. 130
or events@riverreporter.com

Publication Date: October 27, 2022

TANGO café

LUNCH
Friday & Saturday - 11am-4pm

DINNER
Thursday 5-9pm
Bar open until 10pm
Friday & Saturday 5-10pm
Bar open until 11pm

Open Mic +
Drag Brunch +
Trivia Night

Hurleyville
Performing
Arts
Centre

Reservations: (845)520-5453

HPAC

Don't Forget To Tag Us!

#TangoCafé

Facebook icon, Instagram icon

• original art • sports memorabilia • rugs

• print • photo collages • cross stitch

• fabric & decorative mats • needle arts

Yes... We Can Frame It!

The *Frame Game* Custom Picture Framing by Kristt Co.

• posters • object boxes • family heirlooms •

All This And More In One Unique Store!

369 Broadway,
Monticello, NY
845.794.4333 ext 223
Store Hours:
Mon - Fri.
8:30am - 4pm
Sat. 8:30am - 12noon

• brushes • easels • drafting • paper • pens

• pencils • acrylics • pastels •

• oil paints • pads • calligraphy

The Art SHOPPE By Kristt Co.

• water colors • canvas • art tools

Dear Customers and Readers,

THANK YOU for Voting us **THE BEST!!**



Strait Line Roofing

RESIDENTIAL | COMMERCIAL | INDUSTRIAL

845-583-0247

866-702-ROOF

Blair Cooper
blair@straitlineroofing.com

straitlineroofing.com
facebook.com/roofingstraitline



BEST ROOFER
Award
Since 2009



All the Big Names, Always the Best Prices



THE TRI-STATES LARGEST SHOWROOM

ROYAL

FURNITURE OF PORT JERVIS, INC.

FURNITURE & MATTRESS GALLERY

BUYER'S EDGE INC.

FREE NEXT DAY DELIVERY
126-128 Pike St., Port Jervis
845-856-4474
www.royal delivers.com
NATIONWIDE DELIVERY AVAILABLE



Love to cook?

An overview of the sunny and airy kitchen.

Photography by Gabe Zimmer, Catskill Image

You've got both indoor and outdoor options at this Narrowsburg home

By JANE ANDERSON

NARROWSBURG, NY — If you love to cook, a well-designed kitchen is the piece de resistance in your home. A gas-fired range; farmhouse sink; modern, roomy fridge; and plenty of space to prep are all must-haves.

But on those hot, steamy summer days—or those autumn afternoons, when the foliage bursts into vibrant color—we might not want to prep and cook inside. At this Catskill Farms cottage, you don't have to choose: it has both indoor and outdoor kitchens.

~ Page 7





RESTAURANT & SHOPS

- Open 6 Days a week • Closed Tuesday
- Burgers, Grilled Sandwiches
- Fajitas, Specialty Salads
- Quesadillas, Steaks, Pastas and more
- Outside Patio Dining
- Tourist Information Center
- 1800s School House
- Koi and Duck Ponds
- Full Service Pub with Daily Drink and Food Specials

Serving affordable meals since 1966

www.applevalleyrestaurant.com

Route 6, Milford, PA 570-296-6831
Check our Facebook for info



Clear-Rite Pools & Spas Inc.

EST. 1983

CUSTOM RESIDENTIAL & COMMERCIAL INGROUND POOLS
VINYL LINER SPECIALISTS • OPENINGS, CLOSINGS & MAINTENANCE
COMPLETE RENOVATIONS • PUMPS, FILTERS & HEATERS

YOUNGSVILLE, NY • 845-482-4646 • www.crpsny.com • crpsny@gmail.com

ESSELMAN PAVING

Blacktopping Lake Huntington, NY

845-932-7829

FRANK SMITH & SONS

Established Since 1961

WELL DRILLING • PUMPS & WATER SYSTEMS SERVICE & REPAIR

130 Matt Smith Road • Cohecton, NY 12726 • 845-252-6642

SERVING THE TRI-STATE AREA • FREE ESTIMATES • FULLY INSURED




Ninja Security Systems

Let us put a Ninja in Your home or business

Whole Home Protection • Fire and Burglar Protection
Audio & Video • Intercom Systems • Water Detection
Surveillance Systems • Temperature Detection
Central Station Monitoring • Licensed & Fully Insured

Peter DeAngelis
211 County Route 25 Narrowsburg NY 12764
845-423-2417 • peterd@ninjasecuritysystems.com

**CLEANING OUT?
I CAN HELP!
GARBAGE REMOVAL & DUMPSTER SERVICE
CALL ME TODAY
TOM COACCI
570-591-0541**

CATSKILL HOME

DESIGN AND CONSTRUCTION SERVICES FOR REMODELING YOUR WEEKEND HOME

3575 STATE ROUTE 55 KAUNEONGA LAKE NY 12749
CATSKILL-HOME.COM ALAN@CATSKILL-HOME.COM



CATSKILL CONCIERGE

YOUR WEEKEND HOME IS FOR RELAXING
LET US TAKE CARE OF THE REST

Property management including Airbnb management
3575 STATE ROUTE 55, KAUNEONGA LAKE, NY (845) 288-2650
CATSKILL-HOME.COM ALAN@CATSKILL-HOME.COM

COOK

- Page 5

For two decades, Catskill Farms has distilled the quintessential Hudson Valley farmhouse style into hundreds of properties throughout Ulster and Sullivan counties. This two-bedroom, 2.5-bath beauty, built in 2010, follows that ethos with rusticity combined with modern conveniences.


A covered porch spans the width of the cheery, cream-and-white-toned home. Open the hefty wooden front door into a foyer, and you're greeted with the beauty of striking navy/white wallpaper and a knotty hardwood floor.

Bear right to head into the 11-foot-by-14-foot kitchen. A white wood-plank ceiling soars overhead, anchored by black wood beams. The L-shaped workspace includes white lower cabinets, one set of corner upper cabinets and a large pantry cabinet. A double, aproned farmhouse sink sits below a sunny window. Tan granite covers the countertops, and complementary tile forms the backsplash. There's a steel chef's range and a stainless-steel fridge and dishwasher. The kitchen is roomy enough for a breakfast table and chairs.

Head back through the foyer into the living room, which is amazingly sunny thanks to big windows on nearly every wall. A stone, floor-to-ceiling fireplace anchors this room, which—in addition to a roomy seating area—has space for a full-size dining set on one end.

Climb the wood-and-cable staircase to the second floor. The guest room is spacious, with a curved ceiling and an interesting sliding barn door overlooking the stairwell. The primary bedroom is adjacent, and has the same high, curved ceiling and wood floors as the guest room. The bedrooms share a beautiful bathroom with a big white tub

- Page 9



Off the deck is a bluestone patio with plenty of seating and beautiful views.



The foyer offers striking navy/white wallpaper and a knotty hardwood floor.

THE VINTAGE HOUSE FURNITURE GALLERY



Dare to be different!

4917 NY 52 Jeffersonville, NY
vintagehouse@NYheartwood.com
www.vintagehousejville.com

Builder for Hire

Now Booking for 2023

Catskill Farms


BUILDER



Making it look easy for 20 years

www.catskillfarms.com

MAJEK FURNITURE



30 MATTRESSES ON DISPLAY

SLEEP BETTER TONIGHT!!!

OPEN 7 DAYS

www.majekfurniture.com

MONTICELLO

312 EAST BROADWAY
(ACROSS FROM ALDI'S)

(845) 796-4800

**EASY
FIVE MINUTE
FINANCING**

**FURNITURE
FOR EVERY
ROOM
IN YOUR HOME!**

COOK - Page 7

and twin pedestal sinks.

The finished walk-out basement offers 800 square feet of flex space. It has two big laminate-floored rooms, each with a barn-door closet, and a modern bathroom with white tile floors and a big walk-in shower.

The rear deck of the house wraps around the side of the house and includes a wood-fired hot tub for cold winter nights. Off the deck is a blue-stone patio with an outdoor kitchen contained within a wall of stone. Keep some brews in the mini-fridge while you flip steaks on the gas grill, create a pizza in the oven, or smoke some brisket in the enclosed Big Green Egg smoker.

The 1,400-square-foot house sits on a dead-end street. The property totals 6.75 acres with woods, gardens and views, just a few miles from the center of Narrowsburg.



The indoor kitchen is large enough to comfortably seat family or friends at the breakfast table.



21 Aspen Way, Narrowsburg

\$525,000

2 bedrooms, 2.5 baths

Listed by Erica Keberle and Robin Jones, Catskill Mountain Houses

Styling by Erica Keberle, Major Jacks

Photography by Gabe Zimmer, Catskill Image



A closer look at the kitchen cabinets.

A beautiful Catskill Farms home at 21 Aspen Way in Narrowsburg.



**Jen Rutledge
Materials**

CRUSHED AGGREGATE

2434 Hancock Highway
Equinunk, PA 18417
570-224-4720

**COCHECTON
OIL AND PROPANE**

6978 Rte. 52 Cochection, NY 12726
www.cochectonoil-propane.com
(845) 932-8483

Fuel Oil Propane Kerosene
On-Road Diesel Off-Road Diesel
Free Estimates • Installations • Propane Tanks
Like and Follow

HEAP Accepted Propane Service Work
Discount Farm Fuel Emergency Deliveries

Building Traditions

Specializing in
Kitchens & Baths

4886 State Route 52
Jeffersonville, NY 12748
845-551-3619
Linda Lee Babicz
buildingtraditions1@gmail.com • @Building Traditions

Peters

Plumbing & Heating

North Branch, NY
845-482-5452
Bob - Mark



Your one stop shop!

Full Supermarket at Pete's Plaza

Mon - Sat 7am-8pm Sun 7am-6pm

Gift Certificates Available

(845)252-3016 Kirks Road • Narrowsburg, NY



Spending the day in our beautiful town?

We have sandwiches, soup, beer, soda, coffee, tea, hot chocolate and snacks!

Ice, fresh flowers, greeting cards and gifts!

Narrowsburg Liquors

Pete's Market Plaza Kirk Rd Narrowsburg, NY • 845-252-3235



Bring in this ad for

10% off

on any case of wine*
paid with a cc

15% off

any case of wine*
paid with cash

*Mix and match on the cases
Gift Certificates Available



ATOMIC
Laundromat
Open 24/7 • Air Conditioned



COFFEE, TEA & BEES
Queens
NARROWSBURG
845-252-5300



(866)923-2268

Tom's Bait & Tackle (845)252-7445
For your hunting, fishing & camping needs

CHINA TOWN KITCHEN
845-252-6661



PAM'S CUTTING CORNER
(845)252-3435

CARINI 845-252-3338
PIZZERIA & RESTAURANT

VISIT THE SHOPS AT RIVERWALK



The Grised Stag
Miniature Wargames

KARATE QUEST DOJO
FITQUEST KICKBOXING

KATERY
TO GO

Front Street Cafe
CURRY • KEBABS • AMERICAN FAVORITES & INDIAN CUISINE
Breakfast • Lunch • Dinner

Bel Viso
B • E • A • U • T • Y B • A • R

GRUMPY GOAT
FINE YARN

The Curiosity SHOPPE

KQD
After School Program & Summer Camp

SAWKILL CREEK OUTFITTERS

Hometown Treasures

-ERIN- WITKOWSKI studios

78 FRONT STREET,
PORT JERVIS, NY



Design ideas to refresh your kitchen



By BARBARA WINFIELD

The simplest changes can refresh any kitchen without the hassle of a major remodel. Paint, tiles, wallpaper and other interesting accents can add a new look to any dated kitchen. The best part is that you can do it on a simple budget.

Paint

There is nothing wrong with painting over wood. Paint will give new life to old cabinets and allow you to choose the color and finish you want at a fraction of the cost of refinishing or replacing old cabinets.

Replace old items

Rather than redo the entire kitchen, consider replacing your old sink with a new farmhouse style or a shiny stainless-steel sink, or update your sink with a stylish new faucet.

Hardware

One of the easiest ways to freshen up a kitchen is to add new knobs and pulls. There is a large selection available, ranging from glass, metal and resin to wood and stone. You can also mix and match different materials and styles to create a custom look. Check out artists that offer a different look—and make sure the knobs are comfortable and match the scale of your cabinets.

Molding

Crown molding can add an architectural feature to an otherwise plain kitchen. Use crown molding along the ceiling line, or install a chair rail three feet up the wall. You can also add decorative molding around the windows and doors to add detail and interest to the room.



Public domain photo by Tomwsulcer, via Wikimedia Commons

There are dozens of cabinet hardware styles from which to choose.

Lighting

Here's another way to spruce up your existing kitchen: add new lighting and light fixtures. Halogen lamps are an excellent way to bounce light off the ceiling for indirect lighting—add a dimmer so you can turn them down for a subtler look.

For task and accent lighting, you can install lighting under cabinets—in many cases, there is no wiring involved.

Don't be afraid to use lamps and chandeliers in the kitchen; decorative fixtures will not only add light, but can be a simple way to enhance the appearance of the room.

Islands

Adding an island can not only improve the look of a room, but also add storage and performance to the workspace.

Islands are very flexible design elements; they come in various sizes and don't have to match the installed cabinets. They can be attached to the floor or be freestanding. For an example of the latter: antique farm tables make great islands.

Mixed cabinetry and furnishings

No one ever said that kitchen cabinets have to match. If you want a more personal look, shop around salvage yards, antique stores, flea markets and online for furnishings like hutches, baker's racks, buffets, antique tables and china cabinets that you can add to your kitchen. Adding these items can be an easy way to create a warm, comfortable ambiance in the room when mixed with standard built-in kitchen cabinets.

Reuse as many cabinets as you can, and spruce them up by refacing or replacing the doors and drawer fronts. You can also replace only the top cabinets and paint the bottom cabinets a different color.

Counters

The mix-and-match idea is not limited to cabinetry; it can also be applied to countertop materials. You can save money and create a custom look by using laminate on the counters and granite for the island. Mix butcher block with solid surfacing or laminate counters and concrete for the island. You can also use decorative tile for the backsplash and plain tile for counters, with a matching solid surfacing material for the island.

Flooring

Vinyl tile or sheet vinyl is an inexpensive way to enhance a kitchen floor. There is an abundance of styles, colors and price ranges to choose from. A checkerboard pattern made of solid black-and-white vinyl tiles can add drama to any size of kitchen. Vinyl sheet flooring is also available in faux-stone designs that can create the look of granite, stone or marble for a bargain price.

Laminate is another way to create a rich look at penny prices. Laminate comes in wood looks as well as colors and is perfect for kitchen cleanup and dampness.

Add color and pattern to a plain floor with washable area rugs. Rugs can be changed several times a year to create a new look according to the season.



PA #022366

*Michael Parker
Custom Carpentry*

COMPLETE HOME REMODELING • DECKS • DOORS • TRIM
WINDOWS • KITCHENS • BATHROOMS • FINISHED BASEMENTS

(570) 559-7583 • Shohola, PA
michaelparkercarpentry@gmail.com

**WAYNE COUNTY READY MIX
CONCRETE CO.**



379 Grimms Road
Honesdale, Pa
570-253-4341
Fax 570-253-3450



Earthly Treasures

A Metaphysical Boutique
(973)-945-6083

Unique items & gifts, Huge Selection of Crystals, Jewelry,
Incense, Candles, Books, Tarot and so much more...
Readings, Healing Sessions, Meditation & More

At the Historic Upper Mill • 149 Sawkill Ave, Milford PA 18337
www.earthlytreasurespa.com  earthlytreasurespa • Owner: Linda Garrabrandt



Septic Tank Cleaning



K O B E R L E I N
ENVIRONMENTAL SERVICES

Courteous Professional Service for ALL your Septic Needs

24/7 Emergency Service • koberlein.com
Ferndale, NY and Honesdale, PA

845-292-1494



DELAWARE VALLEY OIL

Family owned and operated

**FUEL OIL • KEROSENE • DIESEL
BURNER SERVICE AVAILABLE**
24-HR. EMERGENCY SERVICE

COD • HEAP • CREDIT CARDS • SENIOR DISCOUNT
PO Box 838, Callicoon, NY 12723

570-224-4141
845-887-6090 • 877-887-6090
dvoil.com • Gift Certificates Available

Office in Equinunk, PA • Free Tank Inspections for our Customers • Min. Delivery 150 gal

COCHECTON SELF STORAGE LLC



PO Box 268 • 6365 SR 52,
Cochecton, NY 12726
cochectonselfstorage@yahoo.com

845-932-5140
845-932-8232 fax
Frank and Kasey Kratz, Owners



JPC ENTERPRISES

Draining • Driveway • Post Hole Digging • Septics
Stump Grinding • Chipping • Lawn Mowing
Brush Hogging • Top Soil and Compost
Jim Crowley Owner/ Operator

845-482-5477 • 845-866-0212

LISTEN LOCAL

WJFF-90.5FM

RADIO CATSKILL

PUBLIC RADIO FOR NY & PA



J. Tigue Auto Sales

Pre-Owned, Clean, Warranted
Used Cars & Trucks

101 Prospect Street (Rt 6) Hawley, PA
570-226-6450
In Business for 35 Years

Finding extra storage space in your kitchen



Photo by Charlotte May: www.pexels.com/photo/part-of-kitchen-with-utensils-5825725/

Place open shelving around the perimeter of the kitchen, where the ceiling and wall meet, to store casseroles and decorative containers.

Hang a rack for glassware over the kitchen island.

Divide the kitchen and living room with a half-wall that has built-in storage on one side.

Hang a single rail rack on one wall to hold pots and pans.

Cover a wall with pegboard to hold pots and utensils. Paint the board in an accent color.

Add shallow racks to the inside of cabinet doors to hold flat items like cookie trays.

Hang shallow plastic-coated wire shelving inside cabinet doors for spice jars.

Install an appliance garage between the upper kitchen cabinets and the counter space.

Add glass shelves across a window to hold small pots of herbs.

Install a pop-out storage drawer in front of the sink to hold sponges.

Hang a plate rack on the wall to display colorful dishes.

Include a fold-down table at the end of a counter to provide extra surface space when needed.



Photo by Maria Orlova: <https://www.pexels.com/photo/kitchen-interior-with-furniture-and-shelves-in-cafe-4917101/>

Van Gorders' FURNITURE
 Bring the Outdoors Inside
 THE LAKE REGION'S LARGEST FURNITURE SHOWROOMS

BEAUTIFUL LAKE WALLENPAUPACK • PA
 Route 6
 570-226-9726

HISTORIC DOWNTOWN HONESDALE • PA
 Church & 6th Sts.
 570-253-1860

CHARMING MILFORD • PA
 Route 2001 (Water St.)
 570-296-9610

PA 008383

Old Hickory Furniture Co.

VanGorders.com

Sealy LAZBOY

Rinker Inc.
 Generator / Ductless / Electrical
 GORINKERINC.COM 570-698-9696

"Where comfort and peace of mind are more affordable than you think."

- Automatic Generator Systems
- Ductless Heating & Cooling
- Electrical Services

Professional Service for Over 30 Years

0% Financing*
*With credit approval through Synchrony Financial



Jeff Sanitation

Refuse & Recyclable Pick-Up

Roll Off Containers 10, 15, 20, and 30 yard and Dumpsters Available
 PO Box 387 • Jeffersonville, NY
845-482-9826



Keller Glass Specialty, Inc.

Commercial and Residential Glass
 Store Fronts / Solariums / Skylights
 Replacement Windows / Mirrors / WG
 Tub & Showers Enclosures
 Table Tops / Thermopane / Tempered
 Mirrors / Plexiglass Ins. Claims Serviced

Rick Keller 845-482-5792 Fax 845-482-4535
 kellerglassinc@gmail.com
 www.kellerglassspecialty.com
 5036 State Route 52 Jeffersonville NY, 12748

NEED A DUMPSTER?

- RESIDENTIAL & COMMERCIAL DUMPSTER RENTAL
- TURN KEY DEMOLITION & JUNK REMOVAL
- FULLY LICENSED & INSURED

NextGen Dumpster Rental
(845) 456-0335
 NEXTGENDUMPSTERS.COM



AMERICAN SPORTSMAN FIREARMS, LLC

★ LICENSED FIREARMS DEALER ★
BUY ★ SELL ★ TRADE

Patrick Rotondo | americansportsmanfirearmsllc@gmail.com
 ALWAYS CALL FOR AN APPOINTMENT
845-798-0365
 Now selling hunting & fishing licenses

aglow painting



interior/exterior
 debra dalto
 105 Sackett Lake Road
 Monticello, NY 12701

347.231.4962
 aglowpainting@gmail.com

THE BARRYVILLE CAR & TRUCK WASH



Self-serve car wash features state of the art equipment, including undercarriage wash.
 Accepts cash, coins and credit cards.
4 Barryville - Yulan Rd, Barryville, NY 12719
 Open 24 hours • (845) 456-0335



CATSKILL Energy Homes

Best Green Builder,
 River Reporter's
 2020 Readers'
 Choice Awards

Building energy-efficient custom homes in the Catskill region, using the latest green technologies and modern architecture.

845-252-6838 • www.catskillenergyhomes.com

Callicoon Supply Inc.

For all your Hardware and Building Supplies



THANK YOU FOR VOTING US BEST HARDWARE STORE!

OPEN 7 DAYS WEEK
 M-F 7-4:30
 SAT 7-12; SUN 8-12

Route 17B • Callicoon, NY • 845-887-4804 • callicoonsupply.com

Fully Insured Free Estimates

Dean Construction

& Home Improvement Corp.

We provide professional installation of roof, siding, windows, doors, decks, gutters and so much more!

(845) 985-2398

ALL ROADS LEAD TO HOME...

We're here for all your driveway paving needs!

Paving | Asphalt Paving | Gravel or Loose Fill Paving
 Asphalt Paving Repair | Asphalt Sealing | Tar & Chip Sealcoating | Power Washing

FREE ESTIMATES!



COOPER PAVING INC
 - Since 1950 -

"Cooper responded to our request for a quote on the same day we submitted it. They did an excellent job on our sealcoat. I highly recommend!" - Michael W. ★★★★★

845-361-1028
 www.cooperpavinginc.com



Contrasting kitchens

From dismal to delightful

By JUDE WATERSTON

In 1976, when I was liberating myself from my parent's home and hunting for an apartment in Greenwich Village, I found the choices dismal. Some buildings, particularly those on MacDougal Street, a block from Washington Square Park, had only a bathroom out in the hallway, shared by all the tenants on that floor. Others had shower stalls or bathtubs in the kitchen and the only sink in the apartment was in that room, as well. A lone toilet sat in a closet.

One afternoon, defeated and dejected, I slipped into a bar on Sullivan Street for a drink. A friend walked in, someone I knew from my favorite drinking hole a few blocks away.

We chatted, and he mentioned he was the superintendent of the building directly across the street from where we sat. "I just finished painting a studio there. I think I can get it for you," he said.

We went up to look at it together. The building, in fact, the whole complex, was composed solely of studios, minute spaces a little more than 100 square feet each. There was one little closet for clothes and a tiny bathroom with a tub with a shower nozzle, a sink and a toilet. The main room served as a bedroom, living room, kitchen and dining room. The rent was \$180 a month. I grabbed it.

The "kitchen" was the biggest obstacle to overcome or, at least, to make functional. Lined up against one wall was a sink; under it was a cupboard containing the pipes, but with enough room for such things as cleaning products. There were three small wall cabinets above it; there was a refurbished stove, circa 1930; and a small Formica counter, under which was a refrigerator.

After I placed a dish rack on the counter, I was left with an area roughly 8 inches by 11 inches, for a crock filled with cooking utensils and my workspace for prepping food.

The fridge was ancient, and the door was made of solid metal. The only freezer space was an open compartment in which two ice cube trays snugly fit. So much for enjoying a pint of ice cream in my apartment.

My brother, a dentist professionally, was also an excellent and inventive woodworker. Eventually, he made me a large spice rack, which he affixed to a space on the wall. He also constructed a floor-to-ceiling cabinet, with shelves reaching almost to the ceiling; the bottom half was a large cupboard.

This piece of furniture was a lifesaver. It allowed me to house all kinds of containers of pasta and grains, vitamins, sugar and flour, and even a large food processor and blender. It was placed across from the stove, so I had about two feet of space between it and where I did my cooking.

I lived in that apartment, under those circumstances, for 40 years.

As you might imagine, when we first started renting our house in 1996, I walked



Dishes on shelves in kitchen.

RR photos by Jude Waterston



Cookbook cabinet and shelves for serving dishes.

into the kitchen and immediately felt ecstatic. It was a large, more-than-ample room with a full-sized (though smaller than usual) refrigerator, a double sink, floor and wall cabinets, and a nice-sized stove. Unfortunately, the stove was electric, which I abhor, but eventually the owners replaced it with a gas stove when the first one went kaput.

There was an ancient and decrepit dishwasher as well, but since neither Janet nor I had ever had a dishwasher and were used to washing our plates, bowls and glasses by hand, I took to using it as another storage cabinet, filled with boxes of crackers and bottles of unopened condiments.

The house had been built on a tight budget, and all of the cabinets in the kitchen were not only an unattractive shade of muddy brown, but were built of faux wood. They were crappy, and over time began to deteriorate and break away from the walls. The floor was an equally ugly style of linoleum, and we hoped that the longer we had the house the more we could do to change the original fixings.

Still, I was thrilled to have so much space to work in, and we even bought a sturdy wooden, marble-topped island to put in the middle of the room, giving me even more work space.

In 2004, the owners of the abode decided to move to the south, and offered to sell us the house without even putting it on the market. We have owned it since then, and moved into it full-time a little over five years ago.

Over time, little by little, we renovated the kitchen. We had the dishwasher removed, and replaced it and all of the cabinets in the room with beautiful, pristine white cabinets with polished brushed chrome knobs.

We replaced the refrigerator twice, and when the current one was delivered, I wondered if it was possible to fall in love with an appliance. That's how I felt as I filled the two large crisper drawers with fruits and vegetables, and put dozens of bottles of condiments in the two doors; filled the large freezer with packages of meat, dumplings, chicken and other foods; and christened a shallow drawer the width of the fridge the "cheese drawer." "Don't put anything but cheese in there," I solemnly instructed Janet. "I understand," she assured me.

We replaced the oven with a larger, heavy-duty one and now the broiler is in the oven. Instead, there is a drawer on the bottom, where I keep baking and roasting pans. For a few extra bucks, we purchased a stove-top grill that can replace the middle grate, and I use it often to cook chops and steaks.

We put in new countertops and replaced the old linoleum on the floor with one that looks perfect with the grey-and-white color scheme of the kitchen. And we had shelving installed and a cabinet built with

CONTRASTING → Page 15

both open shelves and a large cupboard underneath. It's perfect for displaying our colorful vintage tableware.

Another handmade cabinet houses dozens of bowls, serving dishes and some of my cookbooks behind glass doors. The top is perfect for a cooking scale and more bowls filled with ripening avocados, tomatoes and mangoes, plus a beautiful two-tiered serving dish decorated with hand-painted birds, given to us as a housewarming gift.

The kitchen is my domain. I allow Janet to walk through it and to wash the dishes after our meals, but it is the room in our house in which I feel most at home. I spend hours there daily and revel in the fact that after all these years I ended up with the kind of kitchen I'd one day hoped to have. It's mine, all mine!



Kitchen shelving and spice rack, New York City.



The completed stuffed eggplants.

Stuffed eggplant



Serves 4

This is a favorite new recipe I concocted. Eggplants are available year-round, but they are sold at the farmers' market in Callicoon, and I would guess at other farmers' markets, as well. Choose ones with smooth, shiny skins and no blemishes.

- 1 1/2 cups marinara sauce
- 1 medium eggplant, trimmed of its top leaves, then cut in half length-wise
- 1 tablespoon extra-virgin olive oil
- 1 medium onion, finely chopped
- 1 teaspoon dried oregano
- Salt and freshly ground pepper
- 2 cloves garlic, finely minced
- 1 cup cherry tomatoes, halved (or 1 cup chopped tomato)
- 2 cups shredded mozzarella cheese
- 1/2 cup grated Parmigiano-Reggiano cheese
- 1 large egg, beaten
- 1/4 cup Italian bread crumbs

Freshly sliced basil, for garnish (optional)

Preheat oven to 375 degrees. Spread the marinara sauce on the bottom of a baking dish large enough to fit the two eggplant halves, laid side-by-side.

Hollow out each eggplant half, leaving a 1/2-inch border on the outside, until you have two eggplant "boats."

Chop the removed eggplant into a medium dice.

In a medium-sized skillet, add the olive oil and then the onions. Cook until soft, about 5 minutes. Add the chopped eggplant and season with oregano, salt and pepper. Cook, stirring often, until golden and tender, 4 minutes. Add the minced garlic and cook for another minute.

Transfer the mixture to a medium-sized bowl. Add the chopped tomatoes, 1 cup of mozzarella and 1/4 cup grated cheese.

Lay the scooped-out eggplant halves in the baking dish, and scoop the mixture evenly into the eggplants. Top with the remaining cheeses and the breadcrumbs. Bake for 50 minutes until the cheese is golden and the eggplants have softened.

Broil for about 3 minutes to crisp the tops.

Garnish with basil, if using, and serve immediately.

•KENOZA HALL•

Open for Breakfast, Lunch, & Dinner daily. Closed Tuesdays.



Walk-ins welcome, reservations encouraged.
kenozahall.com 845-482-1022



furnishings for the elegant home

**SULLIVAN
MERCANTILE**
EST. 2020

online
and
at



CARINI PIZZERIA & RESTAURANT

Pizza • Pasta
Subs • Salads
Take Out Only

112 Kirk Road
Narrowsburg, NY 12764

845-252-3338

THE FOOD OUT HERE

Lasagna by Dad

By HUNTER HILL

It's October, and all anyone thinks about is scary food. Food that looks scary, food that sounds scary, and food that might be scary to prepare.

As it turns out, there's something scarier than all that, and that's a dad left to his own devices in the kitchen while mom's away on business.

Let me set the scene for you.

It was a dark and not-so-stormy night. In fact, it seemed to be pretty fair weather outside. However, inside was a more tumultuous environment. As I juggled a 10-month-old in one hand, feeding him cottage cheese and milk in between cries, I attempted to also focus on a conversation initiated by my three-year-old in the next room. He was asking/demanding answers about the cartoon he was watching.

As I pushed some of the mess off the counter and attempted to clean a dish or two, I considered what options I had to prepare dinner for the boys. In that moment, I decided two things. First, I was going to attempt to make lasagna, even though I had never made it by myself before. Second, I was going to make a few hot dogs to tide my lovely urchins over, since I was pretty sure it takes about three hours to make lasagna.

If the decision to make lasagna wasn't enough, at the late hour and in the midst of toddler turmoil, I made another decision that was perhaps equally scary. That was to ignore the many lasagna recipes available to me via the internet and the cookbooks we have on hand.

That's right, never made a lasagna before, but I was going to take a stab at it without true directions to follow.

If you're an optimist like me, you'll understand the supposed advantage was that if you have no clear target, how can you say you missed if something were to go awry?

So with my positive attitude, uncertain decision-making skills and naïveté, I began

what was to be a scary take on lasagna by a dad. I can feel the judgment of all pasta lovers upon me even as I write this.

Well, to properly earn the scowls and deepen the horror, I will share my favorite and most abhorrent hack right off the bat: I used oven-ready pasta. I know the sacrilege, but guys, lemme tell ya, why cook pasta when you don't have to?

So there I was with my plug-and-play ingredients, about to blaspheme the entire country of Italy, when I suddenly realized I was out of mozzarella cheese. But guess what I did have? Cheese sticks. You heard right, the rejects of my son's snack time were about to make a debut as the melting face of a lasagna that only Dr. Frankenstein could love.

All I knew about lasagna was that you needed two major components besides the pasta layers—a meat sauce and a cheese filling. My wife always throws spinach into her lasagna, so I did too, just to impress her with my usage of a green ingredient. If my kids were any older, perhaps they would see that as the scary part, but honestly you don't see it by itself, so it's a tasty way to sneak in some good veggies.

Once I had my meat sauce and cheese filling made, I assembled and baked, making sure to check as the cheese sticks melted on the surface. While I checked plenty of times in that first hour, I forgot for a time after that, and ended up with a slightly overcooked dish of lasagna.

The way out here, we don't always cook like Ree Drummond, the Pioneer Woman, with her fancy snacks and perfect execution, but even a scary monster of a lasagna, fashioned by a crazy sleep-deprived dad, can do the job when it comes to getting food in bellies. To be honest, we loved it, and the flavor overshadowed the flaws. So to my fellow dads out there: take a crack at it, and when anybody says something, refer them to the quack who stumbled his way through this recipe in the first place.



RR photos by Hunter Hill

A dad's gotta do what a dad's gotta do.

Lasagna by Dad

Recipe courtesy of Hunter Hill

1/2 onion, diced

Equal amounts of picnic or bell peppers, diced, to taste

1 pound ground beef

16-ounce jar tomato sauce

32 ounces ricotta cheese

2 cups Parmesan cheese

1 egg

Oregano

Basil

Salt and pepper

Spinach, to taste

Oven-ready lasagna noodles

Mozzarella cheese sticks (optional, can be substituted with actual mozzarella cheese), to taste

The beefy stuff—every dad needs muscle, and protein builds muscle! Start the meat sauce mixture by dicing your onion and peppers, and sauté them in some oil. It helps to use a saucepan with high sides.

Once the veggies begin to sweat, add a pound or so of beef, and toss to brown evenly. The beef should crumble nicely and absorb the juices from the sautéed veggies.

Once fully cooked, add tomato sauce. Turn over to fully combine, and set

aside for final construction.

The cheesy stuff—Every dad is at least a little cheesy, so to make the cheese filling, start with the ricotta, then add the parmesan cheese and the egg. Add a hearty sprinkling of oregano, dried basil, salt and pepper. Then heat up some chopped spinach; it doesn't need to be fully cooked before mixing in. Mix all this thoroughly, then set aside for final construction.

Final construction—Preheat the oven to 350 degrees Fahrenheit and get ready to build. Yes, men, the time to construct is upon us. Using a 13-inch-by-9-inch glass or tin pan, start building the layers of your lasagna. Start with the meat sauce, and follow with a layer of oven-ready noodles, then the cheese filling. Repeat, covering the entire surface each time, until your sauce and filling are gone. Finally, cover with chopped-up mozzarella, and cover pan with tin foil before baking for 50 minutes.

Check occasionally and adjust cook time to doneness. The cheese on top should appear melted but not scorched.

Remove from oven, let cool to eating temperature and enjoy.

Cheat by making some dad-level garlic toast, i.e. regular toast with butter and garlic powder on it. Kids dig it, although mom may cringe.



The cheesy stuff and the beefy stuff.





FAMILY-OWNED CONTRACTING SINCE 1984

Buselli Solutions was founded in 1984 as a local contracting service offering plumbing heating and electric. In recent years, we've shifted our focus to providing renewable and energy efficient installations for residential homeowners such as solar panels, ductless mini splits, and generators. For over 30 years, we have served the counties of Wayne, Pike, Sullivan and beyond. Customer satisfaction is our primary goal, and if you have a question or concern, our friendly staff is ready to promptly meet your needs.



GENERATORS



DUCTLESS HEAT AND COOL

SCHEDULE A FREE CONSULTATION

570-729-7791

sales@busellisolutions.com

704 Beach Lake Highway • Honesdale PA 18431

Kitchen trends

● ● ● ● ● *An interview with designer Rachel Acevedo*

By AMANDA MCCORMICK

The kitchen is often thought of as the heart of the home. It's a multifunctional space that hosts a full spectrum of experiences, from quiet morning coffee and contemplation to boisterous gatherings and emphatic conversations; it nourishes our feelings of connection and belonging, as well as our bellies and bodies.

It's no wonder that when it comes to renovating, the kitchen can feel like a huge undertaking.

Rachel Acevedo of Rachel Acevedo Design shared some top trends in kitchen remodeling that will help even the smallest investment yield an impactful return.

Mixed metal hardware

"It doesn't have to be all or nothing!" Acevedo said. At the base level, she suggests adding interesting hardware to pre-existing cabinetry. As a bonus, matching everything is out, and varying the finish is in, so feel free to experiment with a blend of different metals—brass, chrome, copper, stainless steel—for the faucet, light fixtures, and cabinet handles to make the space immediately more visually interesting.

Neutral palette

Painting pre-existing cabinetry is another affordable way to completely transform the kitchen space. Acevedo suggests sticking with a neutral palette on larger pieces like cabinetry, and then adding smaller pops of color and accents with countertop appliances and hand towels, for example—they're easier to change with the seasons or style trends.

"Just make sure whatever colors you choose complement the other colors in your home," Acevedo said. "All rooms should nod to each other."

Deep apron sink

The kitchen sink needs to be functional, but switching out the conventional two-sided metal one for a deep porcelain apron sink helps make more of an aesthetic statement. Metal can feel industrial and cold, and seeing a farmhouse-style sink even in a non-farmhouse-style kitchen can feel more inviting and homey.

Bring the eye up

"Bringing the eye up" is a common mantra in the design world to make ceilings appear taller and spaces larger. The same holds true in the kitchen. Acevedo shared two different ways you can apply this to your own space.

First, take the cabinets all the way up to the ceiling.

→ Page 21



Fresh air and natural light added with these beautiful French casement push-out windows.

Rachel Acevedo Design original

**You've got your house in the country...
now make it your country home
with a subscription!**




RIVER REPORTER^{ON}



Beautiful Custom Ranch With Views! Welcome Home To This Wonderful Ranch That Boasts A Formal Living Room And Dining Room, A Warm And Cozy Great Room With A Family Room, With A Propane Fueled Fireplace And A Nice Country Kitchen, Three Bedrooms, Including A Primary Suite, 2.5 Baths And A Laundry/Mud Room & Central Air Conditioning. There Is Also A Full Unfinished Basement And An Attached Two Car Garage (29'X29'). Relax On The Rocking Chair Front Porch While You Enjoy The Beautiful Countryside Views! Great Setting On A Quiet Country Lane, On 2.8+/- Acres With A Lovely Lawn, Nicely Landscaped. Don't Delay, Call Today! Asking \$449,900 MLS# 6211915

EAGLE VALLEY REALTY
6569 State Route 97 • Narrowsburg, NY 12764 • 845-252-3085 • www.eaglevalleyrealty.com • eaglevalleyrealty@gmail.com
Serving the Upper Delaware River Valley • Licensed NY & PA, Realtor-MLS

Matthew J. Freda
Real Estate Inc.

Upper Delaware Country Properties
21 Lower Main Street • PO Box 335
Callicoon, NY
845-887-5640
www.fredarealty.com
email:tom@fredarealty.com



MLS # 6201645 Come enjoy living in the charming hamlet of Callicoon in this 3-floor, 4BR, 3-bath farmhouse. A renovation has been undertaken, and you can live here while finishing it to your taste- architectural shingle roof, a recent paint job, new 200-amp electric, new plumbing, new bathrooms, redone kitchen. Redundant heating/cooling systems include an oil-fired HW baseboard/ conventional wall AC units plus mini-splits (heating & cooling). Hardwood floors throughout. Spray-foam insulation. Third floor has a massive BR suite with full bath. Basement has been framed for finishing. Large back yard. Close to Callicoon's amenities: restaurants, shops, live music, movie theater, farmer's market and the Delaware River - \$ 220,000



MLS # 22-3847 Damascus, Pa. Move right into this immaculate 3 BR/2 bath ranch with nice deck, overlooking a beautiful scenic pond. This privately-set home is nestled on 4 acres with a fantastic yard for gardening or play. Inside, find gleaming oak floors and large, updated windows allowing natural light to flood through the home. The kitchen is a dream! Open plan overlooking the LR, dinette and DR, new SS appliances, oak cabinets, and gorgeous granite counters, including an island. 3 roomy BRs on main level. Split units provide AC & extra heat. Electric baseboard in all rooms as well, PLUS a coal boiler on basement level. Downstairs find the family room, or make it your gym, playroom, office, etc. 2-car garage. 8-minutes to Callicoon & Delaware River; 25 to Honesdale for shopping, eats - \$ 429,000



IRENE NICKOLAI
THEUPSTATEBROKER.COM
COMMERCIAL RESIDENTIAL LAND DEVELOPMENT CONSULTING
CALLICOON NY 12723
845-887-9017



\$595,000

AUTO REPAIR SHOP WITH 1.8 ACRE LOT
The 3,650 sqft building on 2 acres includes ample parking in the front, side and back of the building for 140 + cars! MLS#:6111685



\$225,000

SMALLWOOD, NY 12778
Charming 4-bedroom home with dramatic screened in room perfect for entertaining or an artist studio! This year round home is located in the desirable hamlet of Smallwood with 100 acres of nature preserve, only 90 miles from NYC!

GET YOUR HOME SOLD

20+ Years Exp in NYC with Douglass Elliman
Pricing + Sales & Marketing Strategy
Professional Real Estate Photography



WESTERN
BAR • SUPPER CLUB • INN
Callicoon New York

Friday & Saturday 12-10pm | Sunday 11-10 pm
Sunday 11-9 | Monday 12-8 pm
T: 845.887.9871
22 Upper Main Street, Callicoon, NY 12723
westerncallicoon.com

TRENDS ~ Page 19

Second, a newer trend is to extend the stone slab countertop all the way up the walls as a matching backsplash. “Be sure to extend it all the way up to the ceiling behind the stove hood,” she said. These techniques, paired together, give the illusion of increased visual space.

Storage

There is so much going on in the kitchen—so many appliances, tools and utensils—that it can very easily feel cluttered. This creates underlying stress that could spill over into other aspects of home and life.

There are three trends in storage that can help quell the issue.

First, think about adding a kitchen island. They are super functional, creating extra seating, extra prep space, plus an island can act as a contrasting statement piece to the neutral cabinets. Acevedo suggested a warm wood tone with different hardware from that on the cabinets.

Second, if you plan to redo your cabinets, consider creating an appliance cabinet or appliance garage. Explore conventional doors, pocket doors, or even doors that slide, as a garage door does.

Either way, this gives potentially unsightly countertop appliances a home, and gives your eyes a rest. The kitchen looks much cleaner with most things hidden away.

Third, rather than having cabinet doors that sit on top of the frame, flush cabinet panels—where the doors and drawers are inset—modernize the old-world charm of Shaker panels and update them to be sleek and clean.

Lighting

Last but not least, Acevedo covered some important tips about lighting.

Because the kitchen is a workspace, it needs ample lighting. Natural light is always best, and can be accommodated by adding taller French casement push-out windows, which are easier to access for every height, or by using pendants over an island or breakfast bar.

For shorter ceilings, add recessed lighting to open up another inch or two of space.

And as a general rule, lighting in the kitchen should be white, to evoke a sense of cleanliness, make the space feel larger, and to enable you to see the tasks at hand.

“Warm amber light is for ambiance,” Acevedo said. “Save that for pendants and other rooms of the house.”

She believes that small changes can still have a huge impact, changing the way you feel when you walk into a space. “When there is intentionality behind our environment, we can choose how we want to feel and can make our environment help us get there,” Acevedo said. “The right environment can transform your mindset and your life.”

Rachel Acevedo of Hawley-based Rachel Acevedo Design works with clients within the Wayne, Pike and Sullivan counties as well as in the New York City metro area. She also serves e-design clients across the U.S. and Canada. For more information, visit rachelacevedodesign.com.



Rachel Acevedo Design original

This is a great example of the implementation of many trends. You'll notice the neutral color palette with interesting hardware, the extension of both the counter stone slab and cabinets all the way up to the ceiling, an accent kitchen island, an appliance cabinet with pocket doors, and flush cabinet and drawer panels.

(845) 482-5290 • 482-5117
 Fax 482-4270
 Established 1907
KOHLER LUMBER & BUILDING MATERIALS, INC.
 All Pressure Treated and Cedar Products, Paint Supplies, All Masons, Plumbing and Electrical Supplies, Carpet, Cabinetry, and Hardware. Owens Corning Blown-in Insulation, Boom Service Available
 The Kubenik Family • Rte. 52, Jeffersonville, NY 12748

CLEAN • COURTEOUS • HONEST
Narrowsburg ELECTRIC
 (845) 252-6640
 ALL CALLS RETURNED

 RICK & JUSTIN MALONEY

Licensed driller serving NY, NJ and PA
PETER A. KESTLER
WELL DRILLING
 Since 1967 "Water when you want it!"
 Shohola, PA
570-559-7596

We make it happen



2846 State Rt 42
Forestburgh

1-312-852-7500
Office

We Know Catskills Real Estate Selling Since 1982

GBI, GEORGE BURKLE, INC. INSURANCE

General Insurance gbi@hvcbiz.rr.com

P. O. Box 218 • CALLICOON 845-887-4060 Fax: 845-887-4678

CALL/TEXT TEAM BARNES TO BUY OR SELL!



Jill voted
BEST Real
Estate Agent
2019, 2020
& 2021



Jill: 845-313-8874
Email: jillabarnes@gmail.com
License: 10301200407 NY /
ABR003815 PA

Daryl: 845-417-6827
Email: teambarnesre@gmail.com
License: 10401364709 NY

Cabins & Canoes Real Estate Inc
2846 State Rt 42 Forestburgh NY 12777
#selllikeateam #dreamteam

Merrell Benco

Insurance Agency

Personal coverage Business coverage

- Automobile
- Homeowners
- Umbrella policy
- Business automobile
- Liability, fire, crime, marine
- Package policies
- Workers' compensation

67 East Broadway, Monticello, NY 12701 • (845) 796-1500

Instant online quotes at: mbagency.com



Susan L Gross Attorney at Law

Personal Attention • Reasonable Fees
Real Estate • Divorce • Wills & Estates

845 791 8600

607 498 6111

7 St John Street Monticello

1922 Old Rt. 17 Roscoe

www.susangross.com susan@susangross.com



Eagle River Realty 845-655-9521

53 Stewart Ave.

Roscoe, NY

12776



Eagle River Auctions

Time To Sell?

- Limited Inventory
- High Buyer Activity
- Multiple Offers
- Homes Are Selling Quickly
- Call Today!

Free
Market
Analysis



Connecting you to your dreams

Mary Jones-Mellett
917-593-0307
mjonesmellett2trc@gmail.com

NYS Lic#: 10401279968

The Rural Connection
212-645-4488
theruralconnection.com

NYS Lic #: 109903849

We make it happen

Woodstock Way Realty LLC

Buying or Selling? Call Woodstock Way Realty!

"we make it happen!"

SOLD! \$1,300,000

SOLD! \$419,000

SOLD! \$335,000

SOLD! \$285,000

SOLD! \$225,000

SOLD! \$350,000

SOLD! \$423,000

SOLD! \$434,800

SOLD! \$419,000

SOLD! \$325,000

SOLD! \$369,000

woodstockwayrealty.com

845-250-4200

Fill your home

●●●●● *with comforting color*



The Sherwin Williams Color Collection of the Year borrows the colors of the past to evoke comfort now.

Photo courtesy of HGTV Home by Sherwin-Williams

(Family Features) In the world of design, what's old inevitably becomes new again, and a similar pattern is inspiring today's on-trend color palettes for home decor. The latest styles reflect reviving and comforting colors influenced by heritage and romance, contributing to a look that is both familiar and individualistic.

Maybe you are living the romance of rural lifestyles, prefer the comfort of home, or are steeped in nostalgia for distant times. Some of today's most beloved design aesthetics celebrate the past, present and future, and bring balance, hope and comfort for you and your family to embrace.

Timeless color

Using color to evoke feelings and emotions is hardly new. But now you can combine a carefully curated color palette with other design elements, allowing you to create a look that pays homage to the past while it breathes new life into your living space.

Reimagining classic, familiar color tones allows you to achieve a design motif that is equal parts reminiscent and refreshing.

"The Vintage Homestead Color Collection offers an effortless look that reveals the importance of being hopeful

to find stability and balance," said Ashley Banbury, senior color designer at HGTV Home by Sherwin-Williams. "Our 2023 Color Collection of the Year revives elements from the past that are perfectly paired with vintage, comfortable and classic colors."

Blending past and present

Striking a balance between old and new can take many forms, as these styles show.

Heritage Revival: An interest in the past is evident in design trends like an appreciation for antiques and vintage

Lake Wallenpaupack Region, Pike, & Wayne Counties

I'm committed to practicing business at the highest professional standards, and am ready to serve you in buying or selling!



Debbie Friese

Broker Associate, Realtor

570-226-8240 ext. 140

C: 570-470-4716



Weichert

REALTORS®

Paupack Group

Independently owned and operated



ROURKELAW.COM

845.292.2000

25 Darbee Lane, Liberty



ROURKE LAW

*Your Trusted Counsel
in the Catskills*

& the Upper Delaware River Valley

Voted Best Law Firm in 2021
& Best Attorneys in 2020 - River Reporter



**REAL ESTATE • CIVIL & COMMERCIAL LITIGATION
FAMILY • DWI • ESTATES & TRUSTS • INJURY & MORE**

Voted the Best Home Builder/Contractor for 2022!



*“We’re family owned and operated,
so when you work with us, you’re working with us.”*

1 Eagle Court, Sparrow Bush, NY 12780
Phone: (845) 856-7951 • Fax: (845) 856-0831
martellbuilders@gmail.com

D.R. BLUHM
Insurance Agency
 871 Main Street Honesdale, Pa 18431
 570-253-0191

Independent insurance agency offering all forms of insurance including business, contractors, home, auto & life... Also great home/auto packages

TURNER
REAL ESTATE
 IS NOW LOCATED IN
CALLICOON, NY.
 STILL SERVING THE
SULLIVAN COUNTY
REGIONS & THE UPPER
DELAWARE AREAS
 FOR LISTINGS AND
REPRESENTATION
CONTACT
914-799-1116

Discover why
 over 17 million
 homeowners
 trust State Farm®.

With your new home comes new responsibilities – like protecting your new investment with the right amount of homeowners insurance. That's where I can help. **Like a good neighbor, State Farm is there.®**
CALL ME TODAY.



Robert Wells, Agent
 18 Thompson Square
 Monticello, NY 12701
 Bus: 845-794-7000
 robert.wells.k2on@statefarm.com



0907507.1 State Farm Fire and Casualty Company, State Farm General Insurance Company, Bloomington, IL

COLOR ~ Page 23

elements, such as oversized furniture and traditional shapes. To capture this style, your design should focus on contrasting old and new for a mix-and-match look.

A cohesive color scheme can allow the various elements to stand on their own while working in harmony for an intentional design. For example, the HGTV Home by Sherwin-Williams 2023 Color Collection of the Year includes a combination of familiar tones that have been curated by design professionals. The designers borrowed color and concepts from the past, evoking a hopeful future and a sense of belonging.

Hues like Poetry Plum and Hot Cocoa convey warmth and depth, while moderate shades like Restrained Gold and Glamour offer fresh ways to incorporate mid-range neutrals. Meanwhile, soft tones like Natural Linen and Cool Beige offer subtle color for lighter, brighter spaces.

Mixing and matching of eras: A new take on retro design is emerging, blending eras and bringing together old and new furnishings. To get this look and to design for longevity, incorporate pieces that are ambiguous in era and stand the test of time.

Vintage Homestead: Reviving design elements from the past with mixed patterns, classic shapes and vintage decor adds up to comfortable and comforting design. With this trend, prints and patterns encompass a range of styles, reinforcing how interiors connect to fashion. Mixing classic elegance with sleek vintage shapes is refining the concept of polished comfort. To achieve the look, curate pieces in heritage shapes and patterns, along with retro accents. Be sure to incorporate vintage lighting and glass, as well.

A versatile color choice like Darkroom, the 2023 Color of the Year from HGTV Home by Sherwin-Williams, is an alluring shade that is classic enough for heritage interiors but also modernly retro for a throwback-inspired aesthetic. It's a neutral perfect for creating an eclectic yet modern look inside and out.

Get inspired to combine the past with the present for a comforting design that's all your own at hgtvhomebysherwinwilliams.com. You can browse the colors yourself at Honesdale's Sherwin-Williams Paint Store, 250 Grandview Ave., 570/253-0750.

Content provided by HGTV Home by Sherwin-Williams.



The artful use of neutrals can create a room that is both elegant and comfortable.



Photos courtesy of HGTV Home by Sherwin-Williams

A clever use of color adds up to comfortable and comforting design in Sherwin Williams' Color Collection of the Year.

Let's Find Your New Home!

Steven Beeson
 NYS Licensed Real Estate Salesperson
stevenbeeson@icloud.com
dianebutlerealestate.com
 Office: 845-482-2523
 Cell: 917-494-2854

Peter Feinberg
 Licensed Real Estate Salesperson
 845-866-1852 cell
 845-610-6065 office
peterfeinberg.kw.com

kw
 KELLERWILLIAMS.
 Keller Williams
 Hudson Valley United
 9 Bert Crawford Rd.
 Middletown NY 10940
 Each office is independently owned and operated.

MALEK PROPERTIES (845) 583-6333
 10 WALDHEIM RD, WHITE LAKE, NY
 VIEW ALL MLS LISTINGS AT
 FULL SERVICE REAL ESTATE BROKER WWW.MALEKPROPERTIES.COM
 RESIDENTIAL ♦ COMMERCIAL ♦ LAND ♦ FARMS ♦ VACATION HOMES ♦ RENTALS
 Celebrating 25 Years! Serving Sullivan County & Surrounding Areas!



JUST REDUCED IN BETHEL!
 Raised ranch offers 3 BR, 3 BA set on 3+ acres. Well maintained with finished basement, garage, screened porch and large deck. Lovely grounds with gardens and Bocce Court. Lake, tennis, pool access available. Near Bethel Woods. **\$390,000**



MULTI-USE ON THE WOODSTOCK WAY
 RT-17B corner property, 2 lots, large 4 BR house & barn in a Bethel hot spot. Fields, woods, large frontage. Perfect for residential, commercial, farming, retail, Airbnb, etc.! Moments to Bethel Woods, restaurants, lakes & state parks. **\$499,900**



COUNTRY CONTEMPORARY WITH POND
 3BR, 3BA home with lots of light and warm woodwork throughout. Bethel location is beautiful with almost 7 acres of property to enjoy. Deck, balcony, 2 car garage and above-ground pool. Very close to Bethel Woods, lakes and restaurants! **\$399,000**



SMALLWOOD SWEETHEART
 Lovely 2BR cabin w/original charm & details intact, features large LR, enclosed porch, deck, garage & full basement. Lake community offers swimming, boating, fishing, sports courts & trails. Near Bethel Woods, restaurants & fun! **\$224,900**

JEFF BANK
 THERE'S NO BETTER TIME THAN NOW
 to take advantage of our low rates

JEFF BANK
 (845)482-4000 • www.jeff.bank
 NMLS # 405318

Jeff Bank offers a variety of mortgages, designed to fit our customers' needs. We offer both conventional and unconventional mortgages with either fixed or adjustable rates. Our mortgages are not sold on the secondary market so we will be able to assist you with any questions or issues during the life of your loan with us. Our knowledgeable team members have years of experience and will go above and beyond to make your application process go as smoothly as possible. To view our products or rates, please visit our website at www.jeff.bank. To speak with a representative, please call (845) 482-4000.



It comes down to People
 Integrity,
 Safety,
 Knowledge

Serving the Capital and Mid-Hudson Regions

Member FDIC

CATSKILL HUDSON BANK
 Simply Better Banking

- Commercial Lending
 - Residential Simple **Mortgage**
 - Recognized Cybersecurity
- www.CHBNY.com (877) CHBNY 15



STOP BY FOR COFFEE AND LET'S DISCUSS REAL ESTATE

CAROLINE AKT REALTY, LLC

CAROLINE AKT
 NYS LICENSED REAL ESTATE BROKER
 845.858.8650 MOBILE

CAROLINE@CAROLINEAKTREALTY.COM
 6 ROSLYN RIDGE RD & ROUTE 17B
 MONGAUP VALLEY, NY 12762
 845.250.4356 OFFICE

CAROLINEAKTREALTY.COM

CENTURY 21[®] Geba Realty



There is a reason why Donna Geba has a solid reputation in Glen Spey as being the best realtor in the area. After the first buyer fell through, Donna remained optimistic and positive, and put our worries at ease. She went over and beyond on the day of the closing to make sure that the sale would go through.

Dealing with Donna was like working with an old friend. She was readily available, always positive, friendly, optimistic, helpful, and very professional. Donna made what could have been an incredibly stressful experience that much easier. Her knowledge and experience were paramount, and we would recommend her to anyone, especially anyone who needs to sell a property under difficult conditions.

I was astonished by how much effort and enthusiasm Judy put into sale. This is just a little cottage but she prepared it for sale like it was a million dollar mansion. It was a big plus that she was versed in modern technologies. This allowed her, for example, to send us electronic documents that greatly expedited the signing of things. She also created a 3D virtual tour of the house for prospective buyers. Judy responded immediately to our questions and concerns and was always on top of ensuring we were on track for the sale. We received offers almost immediately, but Judy wisely recommended that we hold for an offer that was well above the asking price and nearly double the appraised value of the...

If you give Nancy Pitcher an explanation of what you want. She will fit you to a T with what you want. She was outstanding in her inventory knowledge and worked well with lawyers to cover our investment. She was top notch and made our transition across state lines easy to follow through with

It was a long time between agreed price and contracts and I would've torn my hair out but beth stayed on top of it and it happened just as she said. She's a pro

Beth Germann showed much respect for my family and I. Her knowledge of the are and houses was on point. She was patient as we looked at MANY houses. I would recommend Beth Germann to anybody.

Once we met Dennis, he made sure to understand exactly what we were looking for and helped us out immensely.

Dennis was able to view the property for us and provide photos before we were able to view it. He asked the seller any questions we had and was communicative of every aspect relating to offer, process, and closing

Jennie Waligroski totally understood our specific needs and requirements right from the start. Jennie is the ultimate real estate professional. Competent, thorough, understanding, and responsive -- an awesome ally and aside from all that just plain nice!! We couldn't have asked for a better partner to get us through one of life's bigger decisions. We are now happily settling into our "best life" in no small part due to her awesome professionalism.

For Experience, Dedication, & Customer Satisfaction! Call Geba

Donna Geba personally attended to every aspect of the sale from listing to the closing. She gave careful consideration to her recommendation of an appropriate listing price, prepared an outstanding multi media listing presentation and offered very helpful advice about staging and preparing the home to maximize buyer interest. The communication was excellent every step of the way and her expertise in selling lake homes was plainly evident.

Having worked with other agents in the past, I can state from experience that Donna is a cut above the rest and has the highest standards of customer service. Her experience and professionalism resulted in obtaining multiple quality offers above asking price in a short period of time and a flawless transaction.

Outstanding is the word I would use to describe my experience with Donna Geba and Geba Realty.

Lorraine Smith was fantastic throughout the process. Lorraine Smith was accessible attentive and accommodating, she made me feel like I was her only client and made the process very easy and enjoyable. I would absolutely recommend Lorraine Smith for any real estate sales or purchases and I will only use her In any of my future real estate transactions.

Purchasing a home was a stressful prospect for my family and I and we are so grateful to Glenda for helping us find our forever home. She exceeded our expectations throughout the whole journey, always bringing additional insights and knowledge to the process. We were confident that we were being represented by someone who was advocating for us and took the time and exerted the effort to truly understand what we were looking for. At certain points we were looking at other areas, and therefore other agents, but none of them exhibited the tenacity she did and the genuine care she had in us finding our home.

Lisa is the best! Shes great to work with on a personal and professional level. She is extremely knowledgeable about real estate and the nuances of selling your home. Always easy to get a hold of. She was extremely helpful, professional and worked well under the stress of dealing with multiple sets of tenants some being more difficult than others. I truly could not have sold my house without her help experience and expertise. Thank you again

Kathleen Mauro is an exceptional Agent/Broker and even more important, an exceptional woman. My home sale was not as easy as I had assumed it would be, but she was available and helping me through it all. Kind and courteous, but firm and knowledgeable too. Thank you Kathleen for all you did.

Jason C. Bailey understood my needs and stuck by me through thick and thin - 2 1/2 years of looking during the crazy Covid epidemic! He is pointed out the bad as well as the good in all the houses we explored, and had a good handle on how much money would be needed to fix the "bad".

It was a pleasure working with Gabor. He is a polite, friendly, and knowledgeable realtor. I would highly recommend him for any future real estate needs.

Beth was responsive, understanding, and kind. I have and will continue recommending Beth to my friends and family because of her professionalism and knowledge.

CALL 845.856.6629 #LISTandSELLwithGEBA

**Experience the Geba Difference!
Successfully Selling Homes & Properties
for over 50 Years! NY, NJ, PA**

386 Route 97 Sparrowbush, NY **845.856.6629** c21GebaRealty.com

Donna Geba
Owner/Broker
C: 201.874.6788
donnageba@gmail.com





COLDWELL BANKER

**TIMBERLAND
PROPERTIES**

**JOIN THE
LIST
OF HAPPY SELLERS
YOU LIST ★ WE SELL**

CONTACT ONE OF OUR AGENTS TODAY:

607.290.4130

62 STEWART AVENUE • ROSCOE, NY 12776

#1 IN SALES & SERVICE IN CATSKILLS REAL ESTATE

[TIMBERLANDPROPERTIES.COM](https://www.timberlandproperties.com) | [CATSKILLPREMIER.COM](https://www.catskillpremier.com)

